

# 3<sup>rd</sup>, 4<sup>th</sup> and 5<sup>th</sup> Grade Library

## Poetry



<p><b>Week 1</b></p> <p>*Complete the “K” in the <b>KWL</b> for “Poetry” (template attached)</p> <p>*Watch Video for “What is a Poem?” <a href="https://www.youtube.com/watch?v=JmkgAWAGtbE">https://www.youtube.com/watch?v=JmkgAWAGtbE</a></p> <p>*Now, complete the “W” column in the same <b>KWL</b> organizer (use the same attached template)</p>	<p><b>Week 1</b></p> <p>*Watch video for the Back to School Poem <a href="https://www.youtube.com/watch?v=KC3SB6M-Jis">https://www.youtube.com/watch?v=KC3SB6M-Jis</a> (see attached for the words to the poem) Did you notice the last stanza about raising your hand?</p> <p>*Now, read the next attachment for the poem: Me Me Me</p> <p>Can YOU write a poem about raising your hand at school? Sure YOU can! Use the attached <b>word web</b> to help you!</p>	<p><b>Week 1</b></p> <p>*Watch this hilarious video featuring a Shel Silverstein poem about faking being “sick” so you can’t go to school, today! <a href="https://www.youtube.com/watch?v=ttPh_kxyDxM">https://www.youtube.com/watch?v=ttPh_kxyDxM</a></p> <p>*The little girl was describing herself as “sick” A poem that does that is called <b>AUTOBIOGRAPHICAL</b> L (When you are writing about yourself!) *Use the template in the attached to fill-in the blanks and create your own autobiographical poem!</p>	<p><b>Week 1</b></p> <p>*Watch the really silly Balloon Guys describe what “ACROSTIC” poetry looks like! <a href="https://www.youtube.com/watch?v=Y1ldcHP81c4&amp;feature=emb_rel_pause">https://www.youtube.com/watch?v=Y1ldcHP81c4&amp;feature=emb_rel_pause</a></p> <p>*This is an example of what an <b>ACROSTIC</b> poem can look like (the first letter of each line will spell the topic <b>VERTICALLY</b>)</p> <div data-bbox="1117 814 1477 1102" data-label="Image"> </div> <p>*create your own acrostic poem in the attached template below!</p>
<p><b>Week 2</b> <b>Sushi!</b> Watch Video on “what” is sushi <a href="https://www.youtube.com/watch?v=YMAwtf2LUvE">https://www.youtube.com/watch?v=YMAwtf2LUvE</a> Read the attached sushi poem:</p> <p>Thinking ‘sushi’...think ‘haiku’ Watch the video on “How to write a Haiku Poem” <a href="https://www.youtube.com/watch?v=tb6RC0zB-4">https://www.youtube.com/watch?v=tb6RC0zB-4</a> Use the “My Food Haku” Template to write your own</p>	<p><b>Week 2</b> <b>Brussel Sprouts!</b> Watch Video on How sprouts grow? <a href="https://www.youtube.com/watch?v=R6MpZaEnOCM">https://www.youtube.com/watch?v=R6MpZaEnOCM</a> Read this Brussel Sprout Poem: Read the attached Brussel Sprout poem</p> <p>Now its your turn, to write a poem about what your DON’T like to eat. Complete Step #1, #2 and #3 of “What I Don’t like to Eat!”</p>	<p><b>Week 2</b> <b>Pizza!</b> Watch Video on How to Make PIZZA! <a href="https://www.youtube.com/watch?v=TKBkqpgAsoQ">https://www.youtube.com/watch?v=TKBkqpgAsoQ</a></p> <p>*Use Organizer to Take Notes during the video (see attached organizer)</p> <p>Read the “Pizza in Motion” Poem: Next, read the famous poem from Jack Prelutsky Now using your notes from the video, write your own pizza poem</p>	<p><b>Week 2</b> <b>Pancakes!</b> Watch Video on Pancakes! <a href="https://www.youtube.com/watch?v=LWuuCndtJro">https://www.youtube.com/watch?v=LWuuCndtJro</a> Read the “Making Pancakes” Poem: Now...Imagine a GIANT pancake! Now...Imagine a GIANT sandwich! Watch this Video of the Book; The Giant Jam Sandwich <a href="https://www.youtube.com/watch?v=rnr65z4AN_I">https://www.youtube.com/watch?v=rnr65z4AN_I</a> Use the organizer to create your own SANDWICH poem:</p>

# K W L

This is what I think that I already <b>Know</b> about poetry:	This is what I <b>Want</b> to know and learn about poetry:	Now that I have experienced poetry, this is what I have <b>Learned</b> :

# Back to School

(Words to the Week 1, box two, Video-Poem)

Another wonderful school year is about to start,  
You'll learn new things,  
And become very smart.

You'll learn about,  
The stars and the moon,  
I know you can't wait,  
It will happen real soon.

You'll meet new friends,  
And have so much fun,  
School will feel,  
Like a huge home run.

Your teachers will help  
You learn so much  
About the French,  
British, and Dutch.

You'll also learn about  
Einstein's theory of relativity,  
Trying science experiments  
Will be an educational activity.

I just have one more  
Back-to-School suggestion,  
Remember to raise your hand  
When you have a question.

# MeMeMe

Pick me! Pick me! Pick me! Pleeeeeeeeeeeaaaaaaase

I'm waving my arm

And knocking my knees

Pick me! Pick me! Give me a chance!

I'm doing my "I know  
this answer" dance

Pick me! Pick me! Pick me! Now!

This one's easy


And I'll show you how

I did it! I did it! I gave it my best

Now my arm is exhausted, and I need to rest!

# Try Your “HAND” At This!

Use the ideas in this Word-Web to help you write your own poem about  
**Raising Your Hand at School**



The beautiful and talented little girl reciting the Shel Silverstein poem was pretending that she was "sick"

An AUTOBIOGRAPHICAL poem describes yourself!  
Fill-in the blanks, below, to describe YOU in the "I Am Poem"

Name \_\_\_\_\_

# I Am Poem

Directions: Fill in the poem template with characteristics that describe you.

I am \_\_\_\_\_  
(two special characteristics)

I wonder \_\_\_\_\_  
(something you are actually curious about)

I hear \_\_\_\_\_  
(an imaginary sound)

I see \_\_\_\_\_  
(an imaginary sight)

I want \_\_\_\_\_  
(an actual desire)

I am \_\_\_\_\_  
(The first line of the poem repeated)

I pretend \_\_\_\_\_  
(something you pretend to do)

I feel \_\_\_\_\_  
(a feeling about something imaginary)

I touch \_\_\_\_\_  
(an imaginary touch)

I worry \_\_\_\_\_  
(something that really bothers you)

I cry \_\_\_\_\_  
(something that makes you very sad)

I am \_\_\_\_\_  
(the first line of the poem repeated)

I understand \_\_\_\_\_  
(something you know is true)



I say \_\_\_\_\_  
(something you believe in)

I dream \_\_\_\_\_  
(something you actually dream about)

I try \_\_\_\_\_  
(something you make an effort to do)

I hope \_\_\_\_\_  
(something you actually hope for)

I am \_\_\_\_\_  
(the first line of the poem repeated)



Great Job!!

Now, read your poem, all at once from top to bottom!

That's ..... Y☺U!

# Choose a “Back-to-School” Item!

Write the name of the item VERTICALLY in the small boxes below.

Use the first letter to begin each line to describe your school item.

Try to use emotion, rhyme, or humor...make your item seem to ‘come alive’

*My Acrostic Poem*  
By: \_\_\_\_\_

	_____
	_____
	_____
	_____
	_____
	_____
	_____
	_____

\_\_\_\_\_

# How Fish Becomes Sushi

There once was a ruby-red snapper

With shimmering scales quite dapper

It gazed at the bait

Thought, "Yum, that looks great" —

Now the snapper's inside a grass wrapper

5  
D

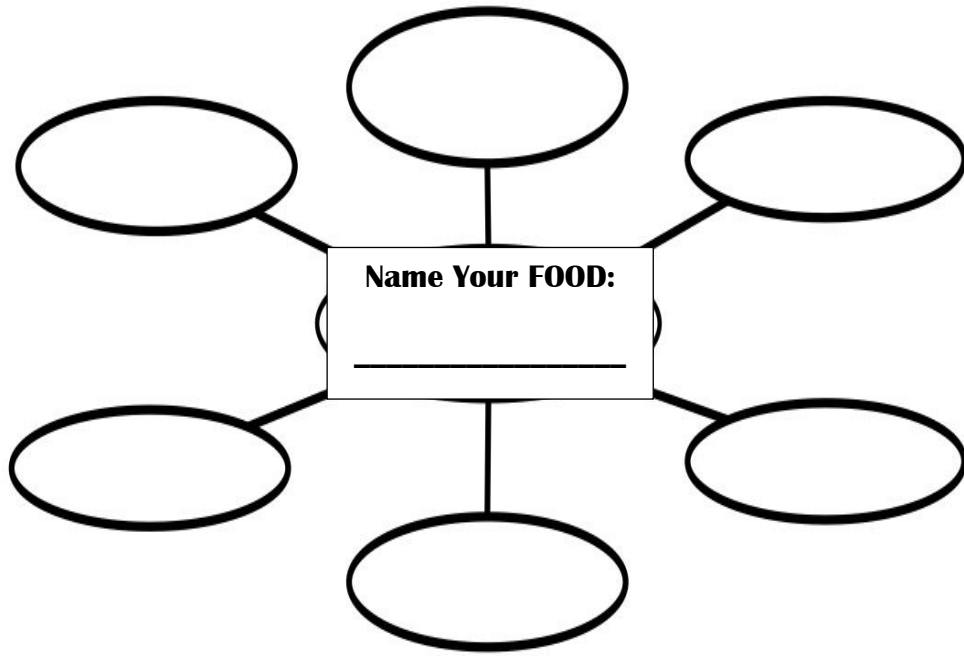




Name: \_\_\_\_\_ Date: \_\_\_\_\_

# My **FOOD** Haiku

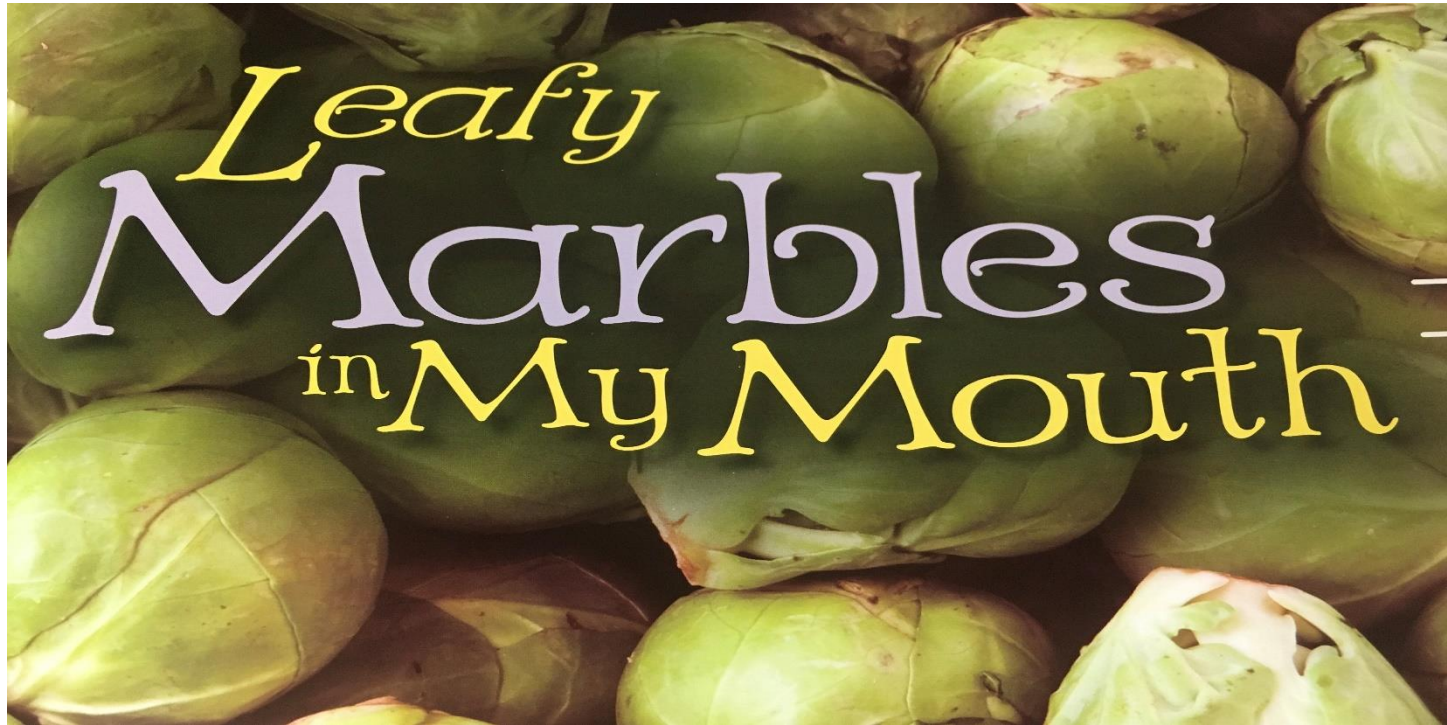
Directions: 1. Brainstorm 2. Choose the words you like. 3. Count the syllables of the words. 4. Put them together in the Haiku pattern.



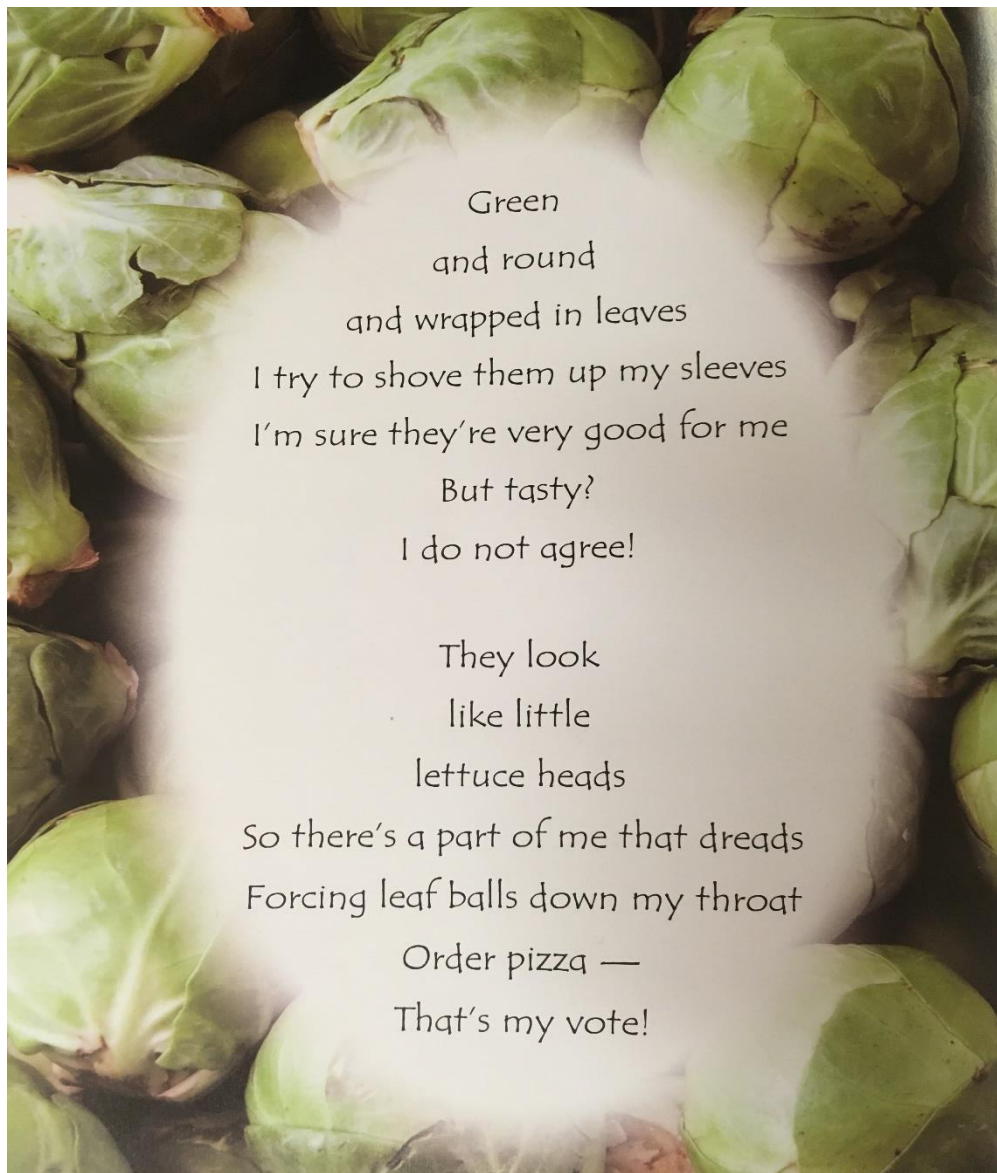
Line 1: \_\_\_\_\_

Line 2: \_\_\_\_\_

Line 3: \_\_\_\_\_



# Leafy Marbles in My Mouth




Green  
and round  
and wrapped in leaves  
I try to shove them up my sleeves  
I'm sure they're very good for me  
But tasty?  
I do not agree!

They look  
like little  
lettuce heads  
So there's a part of me that dreads  
Forcing leaf balls down my throat  
Order pizza —  
That's my vote!

# ☹️ **WHAT I DON'T LIKE TO EAT** ☹️

Use the space inside of the plate  
to brainstorm & write down different foods  
that you do NOT like to eat:

**Step  
#1**



# ☹️ **WHAT I DON'T LIKE TO EAT** ☹️

Now, use the space inside of the plate to **describe only one** of the foods that you brainstormed!  
The food that I don't like the most is... \_\_\_\_\_!




**Step  
#2**

Think of 6 (six) words that *describe* the food that you don't like. Write them here:

1. \_\_\_\_\_
2. \_\_\_\_\_
3. \_\_\_\_\_
4. \_\_\_\_\_
5. \_\_\_\_\_
6. \_\_\_\_\_

Think of 6 (six) appropriate words that can *rhyme* with each one of your describing words on the left. Write here:


1. \_\_\_\_\_
2. \_\_\_\_\_
3. \_\_\_\_\_
4. \_\_\_\_\_
5. \_\_\_\_\_
6. \_\_\_\_\_



# WHAT I *DON'T* LIKE TO EAT ☹️

**NOW...** use the space inside of the plate  
to write your own rhyming poem about the food  
that you do **NOT** like to eat!

**Step  
#3**



# NOTES DURING PIZZA VIDEO

Things in the video...

**Look Like**

Things in the video...

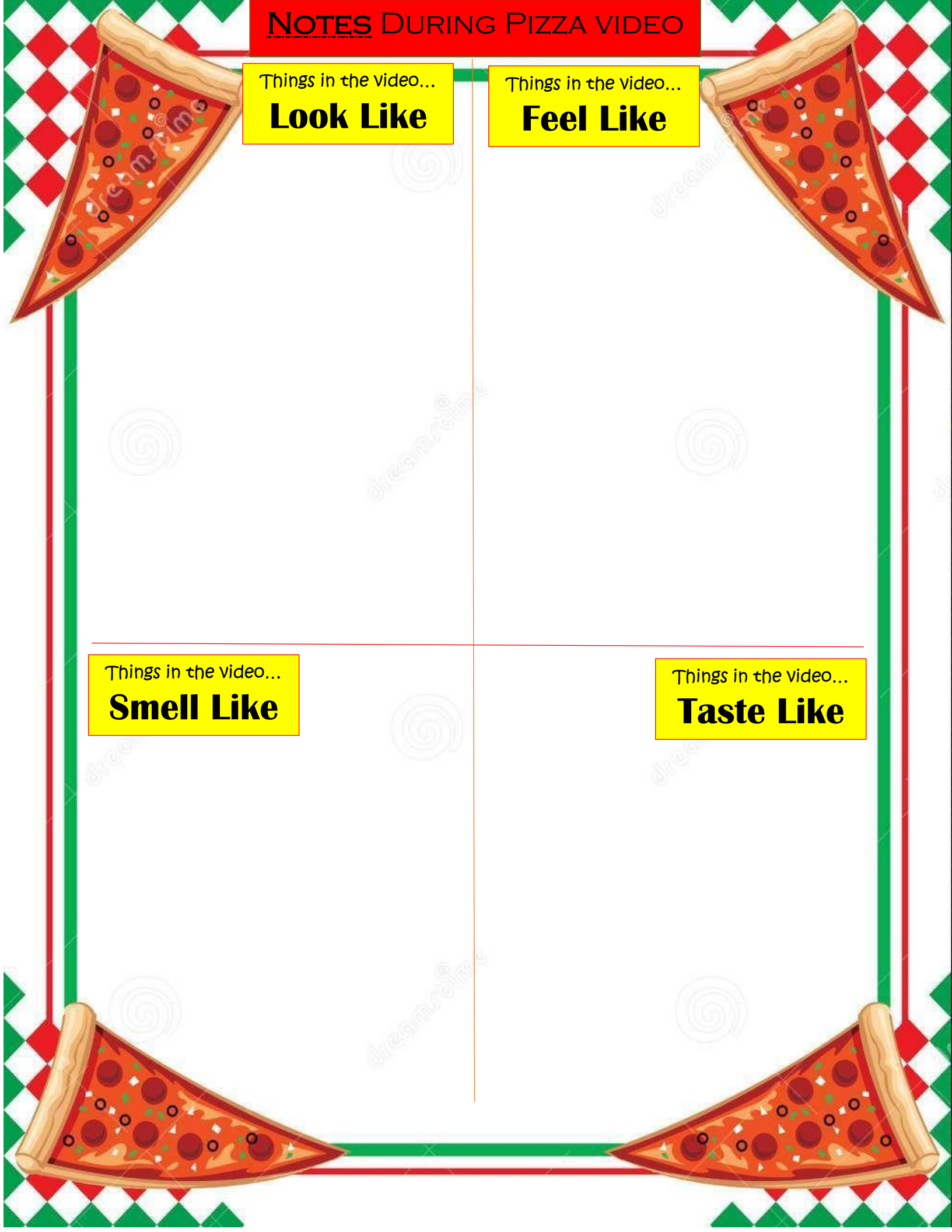
**Feel Like**

Things in the video...

**Smell Like**

Things in the video...

**Taste Like**



# Pizza in Motion

16



Pizza making must be fun  
Knead and pound, the dough is done  
Make a whipping, spinning toss  
Splash on tons of pizza sauce  
Add sausage and some bacon, please  
And extra, extra, extra cheese!



VectorStock

vectorstock.com/93327

## A Pizza the Size of the Sun

I'm making a pizza the size of the sun,  
a pizza that's sure to weigh more than a ton,  
a pizza too massive to pick up and toss,  
a pizza resplendent with oceans of sauce.

I'm topping my pizza with mountains of cheese,  
with acres of peppers, pimentos, and peas,  
with mushrooms, tomatoes, and sausage galore,  
with every last olive they had at the store.

My pizza is sure to be one of a kind,  
my pizza will leave other pizzas behind,  
my pizza will be a delectable treat  
that all who love pizza are welcome to eat.

The oven is hot, I believe it will take  
a year and a half for my pizza to bake.  
I hardly can wait till my pizza is done,  
my wonderful pizza the size of the sun.



VectorStock

vectorstock.com/93327

**By: Jack Prelutsky**





Now, use your "Notes" to  
Write Your own Pizza Poem  
In the space below!



# Making Pancakes

pour the batter

Plip  
Plop

brown both sides

Flip  
Flop

spread the butter

Tip  
Top

let the syrup

Drip  
Drop


eat them all up

Don't  
Stop!



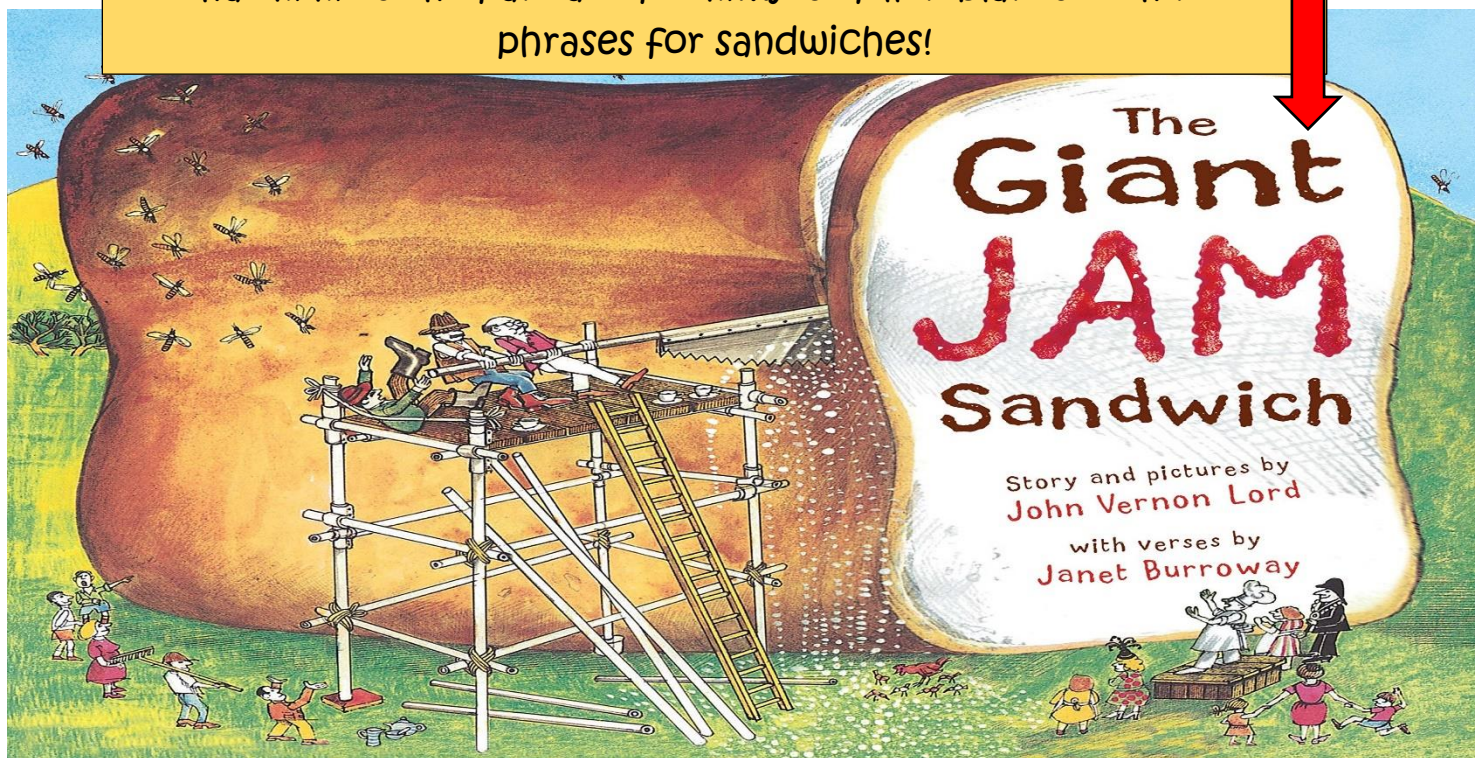
Imagine a Giant Pancake, like the one in the famous book

## *Cloudy with a Chance of Meatballs*



There was a storm of pancakes one morning and a downpour of maple syrup that nearly flooded the town. A huge pancake covered the school. No one could get it off because of its weight, so they had to close the school.

Now...Imagine a GIANT SANDWICH like the one in this book  
Enjoy watching the book on a video link in your choice board!  
Finally...Try to write your own sandwich poem  
that mimics the pancake poem..just fill-in blanks with new  
phrases for sandwiches!



# Making a Giant ...Sandwich!

---

Plip  
Plop

---

Flip  
Flop

---

Tip  
Top

---

Drip  
Drop

---

Don't  
Stop!



